

ADMPEFT4CA



Dimension: 30.00 x 50.95 mm

Chipset: Fintek serial port controller

Feature:



1. Support 2 * RS232 ports & 2* RS232/RS-422/RS-485 port
2. Asynchronous baud rates up to 1.5Mbps

Interface:


Mini PCI-E

Accessories:

1. 25cm COM cables W / Bracket * 2 sets



Connectors, Jumper Settings & Pin Definition :



1. J1 , J2 : COM port mode selection

J1 : Select RS232/RS422/RS485 for COM1 port

J2 : Select RS232/RS422/RS485 for COM2 port

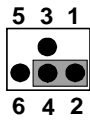
J1PIN (1-2) & PIN(3-4)			
1-2	3-4	Settings	Mode
CLOSE	OPEN		RS232
CLOSE	CLOSE		RS422
OPEN	CLOSE		RS485-DE#/RE
OPEN	OPEN		RS485-DE/RE#

Ps. default setting “ RS232 “

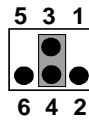
J1 , J2 : PIN(5-6)		
SLEW RATE		MODE
5-6 (CLOSE)	5-6 (OPEN)	
250 Kbps	1M bps	RS232
250 Kbps	10 Mbps	RS485/RS422

2. JP1 , JP2 , JP3 , JP4 : COM port power selection

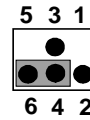
- JP1→COM1
- JP2→COM2
- JP3→COM3
- JP4→COM4



2-4 Closed:
Pin9= RING
(Default);



3-4 Closed:
Pin9=+5V;



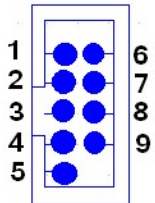
4-6 Closed:
Pin9=+12V.

3. CN1 , CN2 : COM port pin header :

NO.	Pin define	NO.	Pin define
1	DCD1#	11	DSR1#
2	SIN1	12	RTS1#
3	SOUT1	13	CTS1#
4	DTR1#	14	RI1#/+12V/+5V
5	GND	15	NC
6	DCD2#	16	DSR2#
7	SIN2	17	RTS2#
8	SOUT2	18	CTS2#
9	DTR2#	19	RI2#/+12V/+5V
10	GND	20	NC

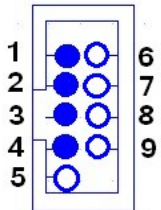
4. RS232 / RS422 / RS485 pin define

RS232 MODE:



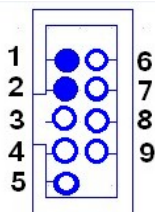
Pin No.	Pin Definition	Pin No.	Pin Definition
1	DCD#	6	DSR#
2	SIN	7	RTS#
3	SOUT	8	CTS#
4	DTR#	9	RI#/+12V/+5V
5	GND		

RS422 MODE:



Pin No.	Pin Definition	Pin No.	Pin Definition
1	TX-(B)	6	NC
2	TX+(A)	7	NC
3	RX+(A)	8	NC
4	RX-(B)	9	NC
5	GND		

RS485 MODE:



Pin No.	Pin Definition	Pin No.	Pin Definition
1	D-(B)	6	NC
2	D+(A)	7	NC
3	NC	8	NC
4	NC	9	NC
5	GND		